



<b>(1)(a) STATEMENT SHOWING SHAREHOLDING PATTERN IN CLAUSE-35</b>			
<b>NAME OF THE COMPANY: WIPRO LIMITED</b>			
<b>SCRIP CODE:</b>	<b>507685</b>	<b>Name of the Scrip:</b>	
<b>Class of Security:</b>			
<b>QUARTER ENDED:</b>	<b>30/06/2012</b>		
<b>Partly paid-up shares</b>	<b>No. of partly paid-up shares</b>	<b>As a % of total no. of partly paid-up shares</b>	<b>As a % of total no. of shares of the Company.</b>
Held by promoter/promoter group	0	0	0
Held by Public	0	0	0
<b>Total:</b>	<b>0</b>	<b>0</b>	<b>0</b>
<b>Outstanding convertible securities:</b>	<b>No. of outstanding securities</b>	<b>As a % of total no. of outstanding convertible securities.</b>	<b>As a % of total no. of shares of the Company assuming full conversion of the convertible securities</b>
Held by promoter/promoter group	0	0	0
Held by Public	0	0	0
<b>Total:</b>	<b>0</b>	<b>0</b>	<b>0</b>
<b>Warrants:</b>	<b>No. of warrants</b>	<b>As a % of total no. of warrants</b>	<b>As a % of total no. of shares of the Company, assuming full conversion of warrants</b>
Held by promoter/promoter group	0	0	0
Held by Public	0	0	0
<b>Total:</b>	<b>0</b>	<b>0</b>	<b>0</b>
<b>Total paid-up capital of the Company, assuming full conversion of warrants and convertible securities</b>	<b>2460112994</b>	<b>0</b>	<b>100.00</b>

**For WIPRO LIMITED,**


  
**(V. Ramachandran)**  
 Company Secretary

CATEGORY CODE	CATEGORY OF SHAREHOLDER	NO OF SHAREHOLDERS	TOTAL NUMBER OF SHARES	NO OF SHARES HELD IN DEMATERIALIZED FORM	TOTAL SHAREHOLDING AS A % OF TOTAL NO OF SHARES		SHARES PLEDGE OR OTHERWISE ENCUMBERED	
					AS a PERCENTAGE of (A+B)	As a PERCENTAGE of (A+B+C)	NUMBER OF SHARES	AS a PERCENTAGE (IX)=(VIII)/(IV)*100
(I)	(II)	(III)	(IV)	(V)	(VI)	(VII)	(VIII)	(IX)=(VIII)/(IV)*100
<b>(A)</b>	<b>PROMOTER AND PROMOTER GROUP</b>							
(1)	INDIAN							
(a)	Individual /HUF	4	95419432	95419432	3.95	3.88	0	0.00
(b)	Central Government/State Government(s)	0	0	0	0.00	0.00	0	0.00
(c)	Bodies Corporate (Promoter in his capacity as Director of Private Limited/Section 25 Companies)*	4	11406331	11406331	0.47	0.46	0	0.00
(d)	Financial Institutions / Banks	0	0	0	0.00	0.00	0	0.00
(e)	Any Other -- Partnership firms (Promoter in his capacity as partner of Partnership firms)	3	1625868000	1625868000	67.24	66.09	0	0.00
(f)	Trusts	1	195187120	195187120	8.07	7.93		
	<b>Sub-Total A(1) :</b>	<b>12</b>	<b>1927880883</b>	<b>1927880883</b>	<b>79.73</b>	<b>78.37</b>	<b>0</b>	<b>0</b>
(2)	FOREIGN							
(a)	Individuals (NRIs/Foreign Individuals)	0	0	0	0.00	0.00	0	0.00
(b)	Bodies Corporate	0	0	0	0.00	0.00	0	0.00
(c)	Institutions	0	0	0	0.00	0.00	0	0.00
(d)	Qualified Foreign Investor	0	0	0	0.00	0.00	0	0.00
(e)	Others	0	0	0	0.00	0.00	0	0.00
	<b>Sub-Total A(2) :</b>	<b>0</b>	<b>0</b>	<b>0</b>	<b>0.00</b>	<b>0.00</b>	<b>0</b>	<b>0.00</b>
	<b>Total A=A(1)+A(2)</b>	<b>12</b>	<b>1927880883</b>	<b>1927880883</b>	<b>79.73</b>	<b>78.37</b>	<b>0</b>	<b>0.00</b>
<b>(B)</b>	<b>PUBLIC SHAREHOLDING</b>							
(1)	INSTITUTIONS							
(a)	Mutual Funds /UTI	179	46389371	46389371	1.92	1.89		
(b)	Financial Institutions /Banks	20	821314	821314	0.03	0.03		
(c)	Central Government / State Government(s)	0	0	0	0.00	0.00		
(d)	Venture Capital Funds	0	0	0	0.00	0.00		
(e)	Insurance Companies	3	38169103	38169103	1.58	1.55		
(f)	Foreign Institutional Investors (exclusive of ADR)	399	162169279	162169279	6.71	6.59		
(g)	Foreign Venture Capital Investors	0	0	0	0.00	0.00		
(h)	Qualified Foreign Investor	0	0	0	0.00	0.00		
(i)	Others	0	0	0	0.00	0.00		

For Wipro Limited.



  
 (V. Ramachandran)  
 Company Secretary

CATEGORY CODE	CATEGORY OF SHAREHOLDER	NO OF SHAREHOLDERS	TOTAL NUMBER OF SHARES	NO OF SHARES HELD IN DEMATERIALIZED FORM	TOTAL SHAREHOLDING AS A % OF TOTAL NO OF SHARES		SHARES PLEDGE OR OTHERWISE ENCUMBERED	
					AS a PERCENTAGE of (A+B)	As a PERCENTAGE of (A+B+C)	NUMBER OF SHARES	AS a PERCENTAGE
(i)	(ii)	(iii)	(iv)	(v)	(vi)	(vii)	(viii)	(ix)=(viii)/(iv)*100
	<b>Sub-Total B(1) :</b>	<b>601</b>	<b>247549067</b>	<b>247549067</b>	<b>10.24</b>	<b>10.07</b>		
(2)	NON-INSTITUTIONS							
(a)	Bodies Corporate	1939	72260768	72213599	2.99	2.94		
(b)	Individuals							
	(i) Individuals holding nominal share capital upto Rs.1 lakh	219992	52320996	50966896	2.16	2.13		
	(ii) Individuals holding nominal share capital in excess of Rs.1 lakh	249	78736447	50658422	3.26	3.20		
(c)	Qualified Foreign Investor	0	0	0	0.00	0.00		
(d)	Others				0.00	0.00		
	NON RESIDENT INDIANS	4742	23394413	6271399	0.97	0.95		
	TRUSTS**							
	(a) Wipro Inc Benefit Trust (Trustee Venugopalan Kesavan & Ananthasivan Murali)	1	1614671	1614671	0.07	0.07		
	(b) Wipro Equity Reward Trust	1	13226600	13226600	0.55	0.54		
	(c) Other Trust	17	168252	168252	0.01	0.01		
	Non Executive Directors and Executive Directors & Relatives***	6	168094	168094	0.01	0.01		
	CLEARING MEMBERS	215	610875	610875	0.03	0.02		
	FOREIGN NATIONALS	14	50872	50872	0.00	0.00		
	<b>Sub-Total B(2) :</b>	<b>227176</b>	<b>242551988</b>	<b>195949680</b>	<b>10.03</b>	<b>9.86</b>		
	<b>Total B=B(1)+B(2) :</b>	<b>227777</b>	<b>490101055</b>	<b>443498747</b>	<b>20.27</b>	<b>19.92</b>		
	<b>Total (A+B) :</b>	<b>227789</b>	<b>2417981938</b>	<b>2371379630</b>	<b>100.00</b>	<b>98.29</b>		
(C)	Shares held by custodians, against which Depository Receipts have been issued							
(1)	Promoter and Promoter Group							
(2)	Public	1	42131056	42131056	1.60	1.71		
	<b>GRAND TOTAL (A+B+C) :</b>	<b>227790</b>	<b>2460112994</b>	<b>2413510686</b>		<b>100.00</b>	<b>0</b>	<b>0.00</b>

For WIPRO LIMITED,  
  
 (V. Ramachandran)  
 Company Secretary

(I)(b) Statement showing holding of securities (including shares, warrants, convertible securities) of persons belonging to the category "Promoter and Promoter Group"											
Sr.No	Name of the Shareholder	Details of Shares held		Encumbered shares (*)			Details of Warrants		Details of convertible securities		Total Shares (including underlying shares assuming full conversion of warrants and convertible securities) as a % of diluted share
		No. of Shares held	As a % of grand total (A)+(B)+(C)	Pledge Shares	AS a percentage	AS a % of grand total (A) + (B) + (C) of sub-clause	Number of warrants held	As a % total number of warrants of the same class	Number of convertible securities	As a % total number of convertible securities of the same	
(I)	(II)	(III)	(IV)	(V)	(VI)=(V)/(III)	(VII)	(VIII)	(IX)	(X)	(XI)	(XII)
1	Azim H Premji	93405100	3.80	0	0.00	0.00	0	0.00	0	0.00	0.00
2	Yasmeen A Premji	1062666	0.04	0	0.00	0.00	0	0.00	0	0.00	0.00
3	Rishad Azim Premji	686666	0.03	0	0.00	0.00	0	0.00	0	0.00	0.00
4	Tariq Azim Premji	265000	0.01	0	0.00	0.00	0	0.00	0	0.00	0.00
5	Mr Azim H Premji partner representing Hasham Traders	543765000	22.10	0	0.00	0.00	0	0.00	0	0.00	0.00
6	Mr Azim H Premji partner representing Prazim Traders	541695000	22.02	0	0.00	0.00	0	0.00	0	0.00	0.00
7	Mr Azim H Premji partner representing Zash Traders	540408000	21.97	0	0.00	0.00	0	0.00	0	0.00	0.00
8	Regal Investment Trading Company Pvt. Ltd.	187666	0.01	0	0.00	0.00	0	0.00	0	0.00	0.00
9	Vidya Investment Trading Company Pvt. Ltd.	187666	0.01	0	0.00	0.00	0	0.00	0	0.00	0.00
10	Napean Trading Investment Company Pvt. Ltd.	187666	0.01	0	0.00	0.00	0	0.00	0	0.00	0.00
11	Azim Premji Foundation (I) Pvt. Ltd.	10843333	0.44	0	0.00	0.00	0	0.00	0	0.00	0.00
12	Azim Premji Trust	195187120	7.93	0	0.00	0.00	0	0.00	0	0.00	0.00
	<b>TOTAL :</b>	<b>1927880883</b>	<b>78.37</b>	<b>0</b>	<b>0.00</b>	<b>0.00</b>	<b>0</b>	<b>0.00</b>	<b>0</b>	<b>0.00</b>	<b>0.00</b>

**For WIPRO LIMITED**

  
**(V. Ramachandran)**  
 Company Secretary

(I)(c) Statement showing holding of securities (including shares, warrants, convertible securities) of persons belonging to the category "Public" and holding more than 1% of the total number of shares								
Sr.No	Name of the shareholder	Number of shares held	Shares as a percentage of total number of shares (i.e., Grant total (A)+(B)+(C) indicated in Statement at para (I)(a) above)	Details of warrants		Details of convertible securities		Total shares (including underlying shares assuming full conversion of warrants and convertible securities) as a % of diluted share capital)
				Number of warrants held	As a % total number of warrants of the same class	Number of convertible securities held	% w.r.t total number of convertible securities of the same class	
1	LIFE INSURANCE CORPORATION OF INDIA	37513388	1.52	0	0.00	0	0.00	0.00
<b>TOTAL :</b>		<b>37513388</b>	<b>1.52</b>	<b>0</b>	<b>0.00</b>	<b>0</b>	<b>0.00</b>	<b>0.00</b>

For WIPRO LIMITED,

  
(V. Ramachandran)  
Company Secretary


(II)(b)	Statement showing Holding of Depository Receipts (DRs), where underlying shares held by "Promoter/Promoter group" are in excess of 1% of the total number shares.			
Sr.No.	Name of the DR Holder	Type of outstanding DR (ADRs,GDRs,SDRs, etc.)	Number of shares underlying outstanding DRs	Shares underlying outstanding DRs as a percentage of total number of shares (i.e., Grand Total (A)+(B)+(C) indicated in Statement at para(I)(a) above}
			0	0
	TOTAL :		0	0

For WIPRO LIMITED,

  
(V. Ramachandran)  
Company Secretary

(i)(c)(ii) Statement showing holding of securities (including shares, warrants, convertible securities) of persons (together with PAC) belonging to the category "Public" and holding more than 5%								
Sr.No.	Name(s) of the shareholder(s) and the Persons Acting in Concert (PAC) with them	Number of shares held	Shares as a percentage of total number of shares (i.e., Grant total (A)+(B)+(C) indicated in Statement at para (I)(a) above)	Details of warrants		Details of convertible securities		Total shares (including underlying shares assuming full conversion of warrants and convertible securities) as a % of diluted share capital)
				Number of warrants held	As a % total number of warrants of the same class	Number of convertible securities held	% w.r.t total number of convertible securities of the same class	
				0	0.00	0	0.00	0.00
				0	0.00	0	0.00	0.00
				0	0.00	0	0.00	0.00
	<b>TOTAL :</b>	<b>0</b>	<b>0.00</b>	<b>0</b>	<b>0.00</b>	<b>0</b>	<b>0.00</b>	<b>0.00</b>


**For WIPRO LIMITED**

  
**(V. Ramachandran)**  
**Company Secretary**

9/10

(l)(d)	STATEMENT SHOWING DETAILS OF LOCKED-IN SHARES"			
SLNO	NAME OF THE SHAREHOLDER	CAT. CODE	NO OF SHARES	PERCENTAGE
	NIL	NIL	0	0
	<b>TOTAL :</b>		<b>0</b>	<b>0</b>

For WIPRO LIMITED,

  
(V. Ramachandran)  
Company Secretary



10/10

<b>(II)(a) STATEMENT SHOWING DETAILS OF DEPOSITORY RECEIPTS (DRS)</b>				
<b>Sr.No.</b>	<b>Type of outstanding DR (ADRs,GDRs,SDRs,etc.)</b>	<b>Number of outstanding DRS</b>	<b>Number of shares underlying outstanding DRS</b>	<b>Shares underlying outstanding DRS as a percentage of total number of shares {i.e., Grand Total (A)+(B)+(C) indicated in Statement at Para(I)(a) above}</b>
	JP MORGAN CHASE BANK, NA	42131056	42131056	1.71
	<b>TOTAL :</b>	<b>42131056</b>	<b>42131056</b>	<b>1.71</b>

**\*Out of 11406331 equity shares I(A)© ,Mr. Premji disclaims beneficial ownership of 10,843,333 shares held by Azim Premji Foundation (I) Pvt. Ltd.**

Mr.Premji is also the Promoter Director of Azim Premji Foundation (I) Pvt.Ltd. These shares include under "Promoter Group"


**Mr. Premji also disclaims beneficial ownership of 195,187,120 shares held by Azim Premji Trust**

**\*\* 13226600 equity shares are held by Wipro Equity Reward Trust shown under the head "Trust"**

**\*\*\*The Shareholding comprises of 39999 shares held by 3 Non Executive Directors & Relative and 128095 Shares held by 2 Executive Director**

**These Directors not being Promoter Directors and in as much as they do not exercise any significant control over the company, they are classified under "Any other" category**

**For WIPRO LIMITED.**

  
**(V. Ramechandran)**  
Company Secretary